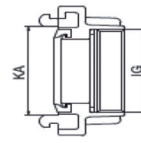


WERKSTOFF | ALUMINIUM

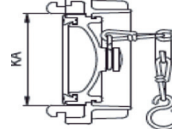
HS-Art.-Nr.

Auf Anfrage

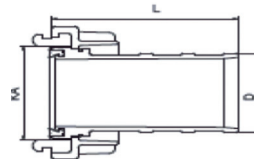
Innengewinde	Typ Festkupplung C-52, KA 66	
1,5"		ST0525FK2
2,0"		ST0525FK1
2,5"		ST0525FK3



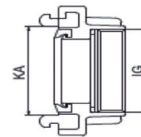
	Typ Blindkupplung C-52, KA 66	
Blinddeckel		ST0525BK1



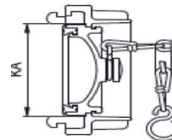
Schlauchanschluss	Typ Saugkupplung C-52, KA 66	
D 38,0 mm		ST0525SK3
D 40,0 mm		ST0525SK5
D 45,0 mm		ST0525SK6
D 50,0 mm		ST0525SK4
D 52,0 mm		ST0525SK2
D 60,0 mm		ST0525SK1
D 65,0 mm		ST0525SK7



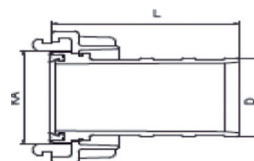
Innengewinde	Typ Festkupplung B-75, KA 89	
2,0"		ST0755FK2
2,5"		ST0755FK1
3,0"		ST0755FK3



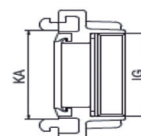
	Typ Blindkupplung B-75, KA 89	
Blinddeckel		ST0755BK1



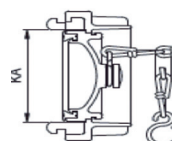
Schlauchanschluss	Typ Saugkupplung B-75, KA 89	
D 52,0 mm		ST0755SK1
D 60,0 mm		ST0755SK2
D 65,0 mm		ST0755SK5
D 70,0 mm		ST0755SK6
D 75,0 mm		ST0755SK4
D 80,0 mm		ST0755SK3



Innengewinde	Typ Festkupplung A-110, KA 133	
3,0"		ST1105FK2
4,0"		ST1105FK1



	Typ Blindkupplung A-110, KA 133	
Blinddeckel		ST1105BK1



Schlauchanschluss	Typ Saugkupplung A-110, KA 133	
D 90,0 mm		ST1105SK2
D 100,0 mm		ST1105SK1
D 110,0 mm		ST1105SK3
D 125,0 mm		ST1105SK4

